

How to watch the Angus Australia Angus CONNECT Research & Development Update Autumn 2020

There are two ways to access the Angus CONNECT Research & Development Update - Autumn 2020;

To access the online event via YouTube;

1. Go to www.youtube.com and search for 'Angus Australia'
2. Select the 'Angus Australia' channel from the search results



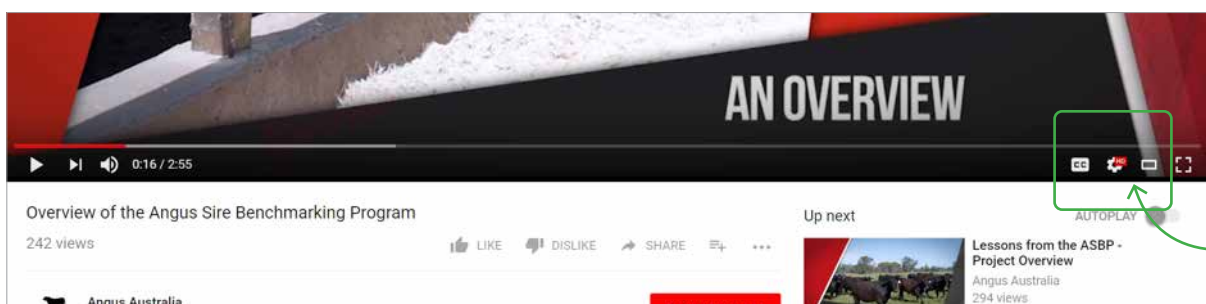
3. Select the video 'Angus CONNECT Research & Development Update - Autumn 2020'
4. The video will begin streaming at 7pm EST on the 26th of May 2020

To access the online event via Angus Australia;

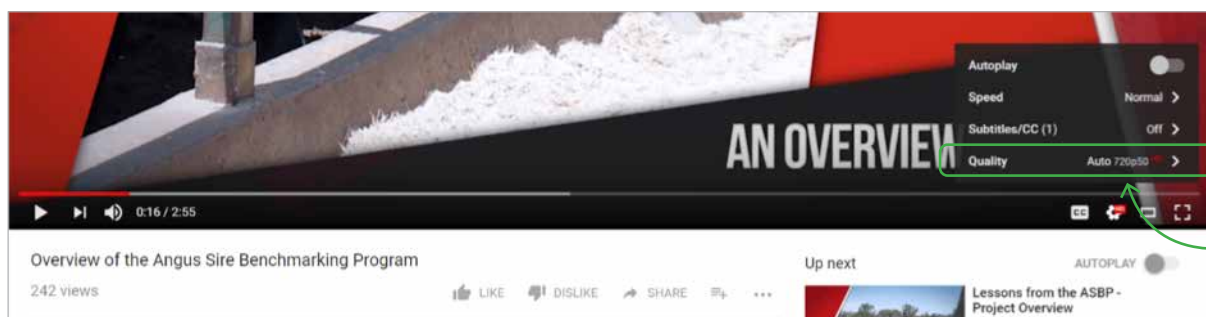
1. Go to www.angusaustralia.com.au
2. Click on the banner displaying 'Angus CONNECT Research & Development Update - Autumn 2020'
3. Click the play button in the centre of the video to beginning watching the online event.
4. The video will begin streaming at 7pm EST on the 26th of May 2020

If the video is struggling to play

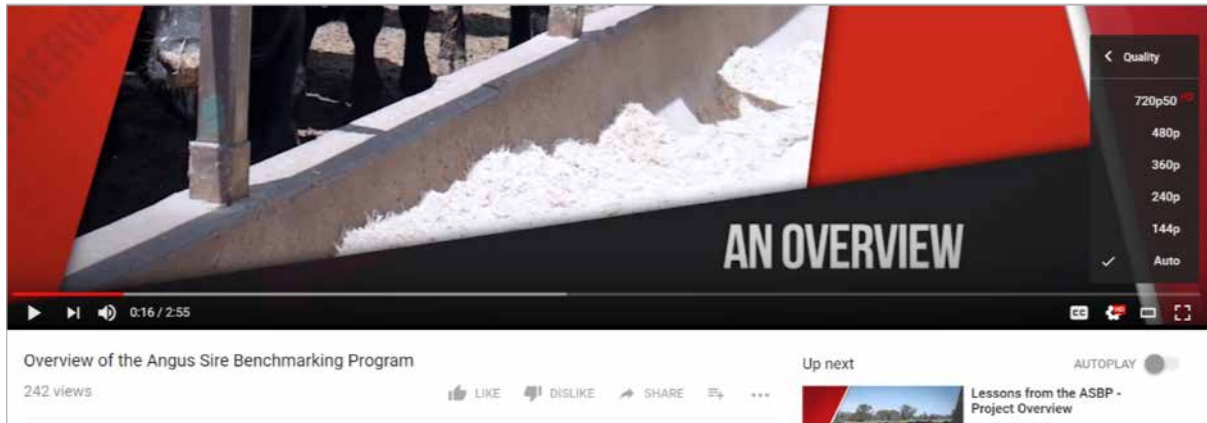
If you are having issues with the video stopping to load or jumping you can reduce the quality to make it easier for your internet and computer to handle.



1. Move your mouse onto the video to bring up the control bar at the bottom of the video screen.



2. Click on the cog icon in the bottom right hand corner of the video to bring up the settings menu.



3. Click the row 'Quality' to bring up the video quality options.

4. Select a video quality below what it is currently playing, indicated by the 'tick'. The smaller the number, the lower the resolution of the video and the easier your internet will find it to play. It is important to note that the lower the resolution the poorer the video quality will be.

If you missed the online event event

You will be able to view the recording of the online event at anytime after the event by visiting the Angus Australia Youtube Channel and selecting the video "Angus CONNECT Research & Development Update - Autumn 2020"