

ANGUS

HeiferSELECT™

Powered by **ANGUS**
GenetiQ™

Frequently Asked Questions



ANGUS
AUSTRALIA

What changes can be expected?

From 28 April 2026, HeiferSELECT™ results are:

- Genomic predictions reported as single percentiles (1-100)
- Aligned with Angus GenetiQ™ and TACE interpretation of percentiles.
- Updated with “Milk” relabelled to “Maternal Value” and “Docility” relabelled to “Temperament”
- Incorporating Angus GenetiQ™ evaluation refinements
- Using an updated population for percentile ranking

These changes improve consistency and ease of use across Angus Australia genetic tools.

Why have these changes been made?

These updates, stemming from member feedback, have been introduced to improve consistency across Angus Australia genetic tools, including Angus GenetiQ™ and TACE. The percentile system also provides a more precise way to rank animals within the population.

Has the analysis of Angus HeiferSELECT™ information changed?

Angus HeiferSELECT™ genomic predictions are derived from the Angus GenetiQ™ evaluation, which has been updated as part of its ongoing refinement. These updates include revised genetic relationships between traits, along with an updated population used for Angus HeiferSELECT™ percentile ranking (now 2020–2024).

These improvements enhance the accuracy and relevance of the genomic predictions and the benchmark used to compare animals. As a result, users may observe movement in Angus HeiferSELECT™ animal rankings across traits.

Has my animal's genetic merit changed?

No. An animal's underlying genetic merit does not change — it is fixed at birth.

However, the estimated genetic merit, i.e. genomic prediction reported, may change when improvements are made to the underlying genetic evaluation (including updates to genetic relationships between traits and the population used for percentile ranking). These updates refine how animals are compared within the population.





Will my results change over time?

Yes. As new performance data is added to the Angus Australia database and the Angus GenetiQ™ evaluation continues to be refined, animals may be re-ranked relative to the population.

This means percentile rankings may change over time as the population changes, not because an animal's genetics have changed.

How often are results calculated?

Angus HeiferSELECT™ results are updated on a weekly basis.



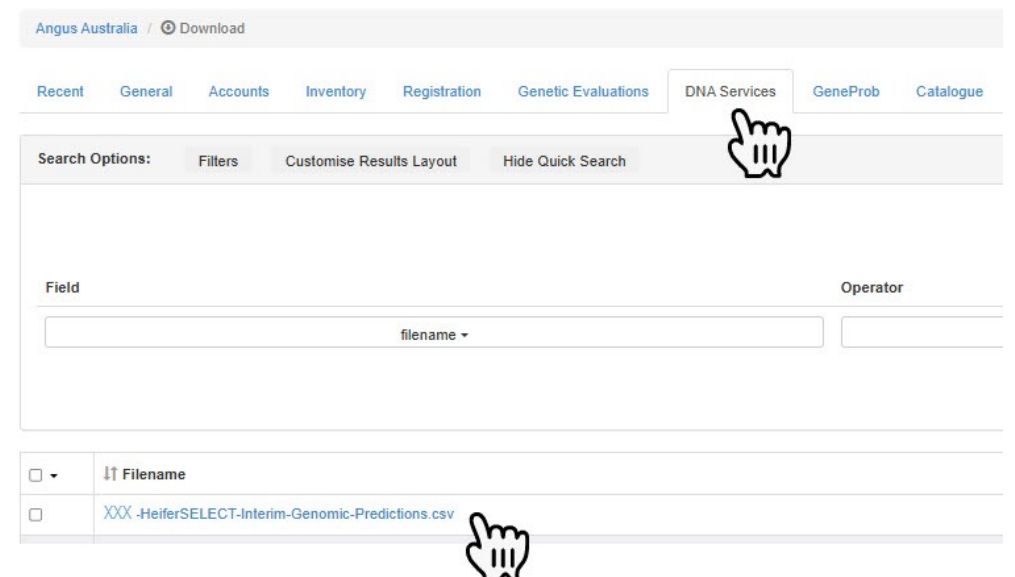
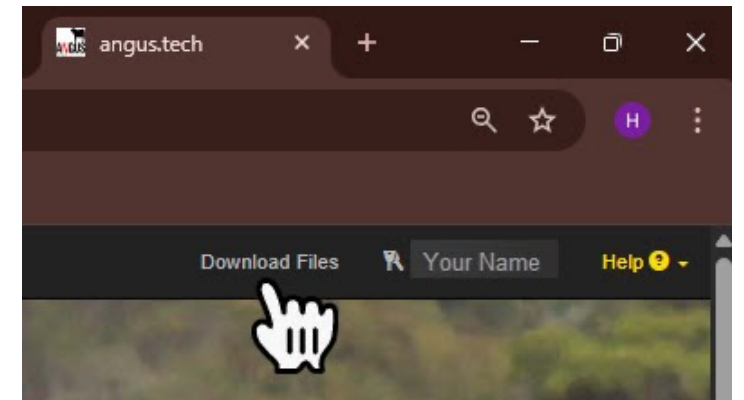
Where do I access my results?

Once logged in to [Angus.Tech](https://angus.tech) navigate to your member “Download Files” section (located in the top right-hand corner next to your name).

Select the “DNA Services Tab” and locate the file. This file is named: “XXX-HeiferSELECT-by-AngusGenetiQ.csv”

(where XXX = your member ID)

As genotypes are processed and added to the analysis, newly available results will continue to appear in the same CSV file.





How should I use this in my herd?

HeiferSELECT™ is designed to help you:

- Identify replacement females with superior genetic merit
- Remove lower-performing animals earlier in the selection process
- Compare females more accurately across key traits
- Align female selection with your sire selection strategy.





Do I need to change how I make selection decisions?

No. You can continue to use Angus HeiferSELECT for replacement heifer selection and culling decisions as you have previously.

However, the interpretation of the scale has changed. Previously, higher percentile values (closer to 100) represented higher-ranked animals. Under the updated system, this has been reversed so that lower percentile values (closer to 1) now represent higher-ranked animals for each trait.

The main improvement is that results are now shown as single percentiles, making it easier to identify animals at both the top and bottom of the population.

Selection decisions should still be based on your breeding objectives and the traits most relevant to your production system.



How do I interpret the results?

Genomic predictions are shown as percentiles where 1 = top 1% of animals and 100 = bottom of animals. Lower percentile values indicate higher ranked animals for that trait. However, what is considered desirable depends on the trait and your breeding objective.

Does “best” always mean lowest percentile?

No. Lower percentiles generally indicate higher ranking, but the direction of improvement depends on the trait and your herd goals. For example, lower percentiles for growth traits indicate higher growth potential, lower percentiles for birth weight indicate easier calving, and lower percentiles for mature cow weight indicate heavier cows, which may not suit all systems.



Can I compare HeiferSELECT™ to Angus GenetiQ™ or TACE?

No. In Angus HeiferSELECT™, animals are ranked into percentiles relative to a population of Angus and Angus-influenced animals born between 2020 and 2024. The population used to calculate percentiles differ across HeiferSELECT™, Angus GenetiQ™, and TACE. Therefore, genomic predictions from HeiferSELECT™ are not directly comparable with percentiles from Angus GenetiQ™ or TACE. These tools are designed to be used together, rather than directly matched.

In Angus HeiferSELECT™, the age of the population used to calculate percentiles will continue to be updated annually.

What reference population is used for Angus HeiferSELECT?

Angus HeiferSELECT™ genomic predictions utilise the Angus GenetiQ™ reference population to determine the genetic merit of Angus HeiferSELECT™ animals.





What traits are included in Angus HeiferSELECT™?

- Birth Weight
- Weaning Weight
- Yearling Weight
- Mature Cow Weight
- Mature Body Condition
- Mature Cow Height
- Maternal Value
- Carcase Weight
- Eye Muscle Area
- Rib Fat
- MSA Marbling
- Temperament.

What are the trait descriptions within Angus HeiferSELECT™?



	TRAIT	DESCRIPTION
COW-CALF	BIRTH WEIGHT	Lower Birth Weight (BW) genomic predictions indicate the animal is expected to produce progeny with lower birth weights and have fewer calving difficulties (i.e. greater calving ease).
	WEANING WEIGHT	Lower Weaning Weight (WW) genomic predictions indicate the animal is expected to produce progeny with heavier live weights at 200 days of age, due to superior growth potential.
	YEARLING WEIGHT	Lower Yearling Weight (YW) genomic predictions indicate the animal is expected to produce progeny with heavier live weights at 400 days of age.
	MATERNAL VALUE	Lower Maternal Value (MV) genomic predictions indicate the animal is expected to produce progeny with heavier live weights at 200 days of age, due to superior maternal instinct and producing more milk.
	MATURE COW WEIGHT	Lower Mature Cow Weight (MCW) genomic predictions indicate the animal is expected to produce daughters with a heavier mature weight at 5 years of age. Heavier mature weights are associated with higher feed and maintenance costs, but conversely higher returns for cull cows.
	MATURE BODY CONDITION SCORE	Lower Mature Body Condition (MBC) genomic predictions indicate an animal is expected to produce daughters with more body condition as mature females.
	MATURE COW HEIGHT	Lower Mature Cow Height (MCH) genomic predictions indicate an animal is expected to produce daughters that are taller as mature females.
CARCASS	CARCASS WEIGHT	Lower Carcass Weight (CW) genomic predictions indicate the animal is expected to produce progeny with heavier carcass weights.
	EYE MUSCLE AREA	Lower Eye Muscle Area (EMA) genomic predictions indicate the animal is expected to produce progeny with more muscle and larger eye muscle area.
	RIB FAT	Lower Rib Fat (RIB) genomic predictions indicate the animal is expected to produce progeny with greater fat depth.
	MSA MARBLING SCORE	Lower MSA Marbling (MBL) genomic predictions indicate the animal is expected to produce progeny with higher marbling scores and more intramuscular fat
TEMPERAMENT	TEMPERAMENT SCORE	Lower Temperament (TEMP) genomic predictions indicate the animal is expected to produce progeny with more acceptable temperament (i.e. easier to handle).





Does Angus HeiferSELECT™ include an Overall Value?

Yes, Angus HeiferSELECT™ includes the Total Value, which balances 7 traits that have an impact on growth, carcass attributes and maternal factors.

The Total Value assists in making “balanced” selection decisions, taking into account the relevant calving ease (birth weight), growth, maternal and carcass attributes to identify animals that are most suitable for use within a particular commercial enterprise.

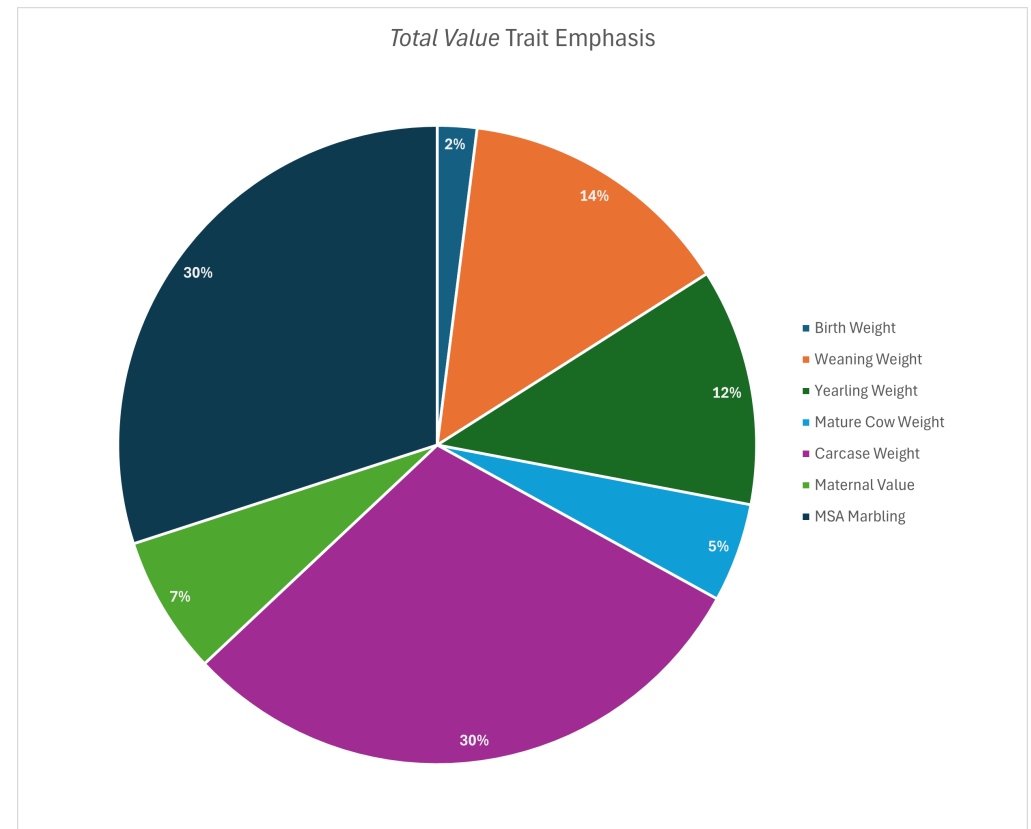




What are the Genomic Prediction weightings of the Total Value?

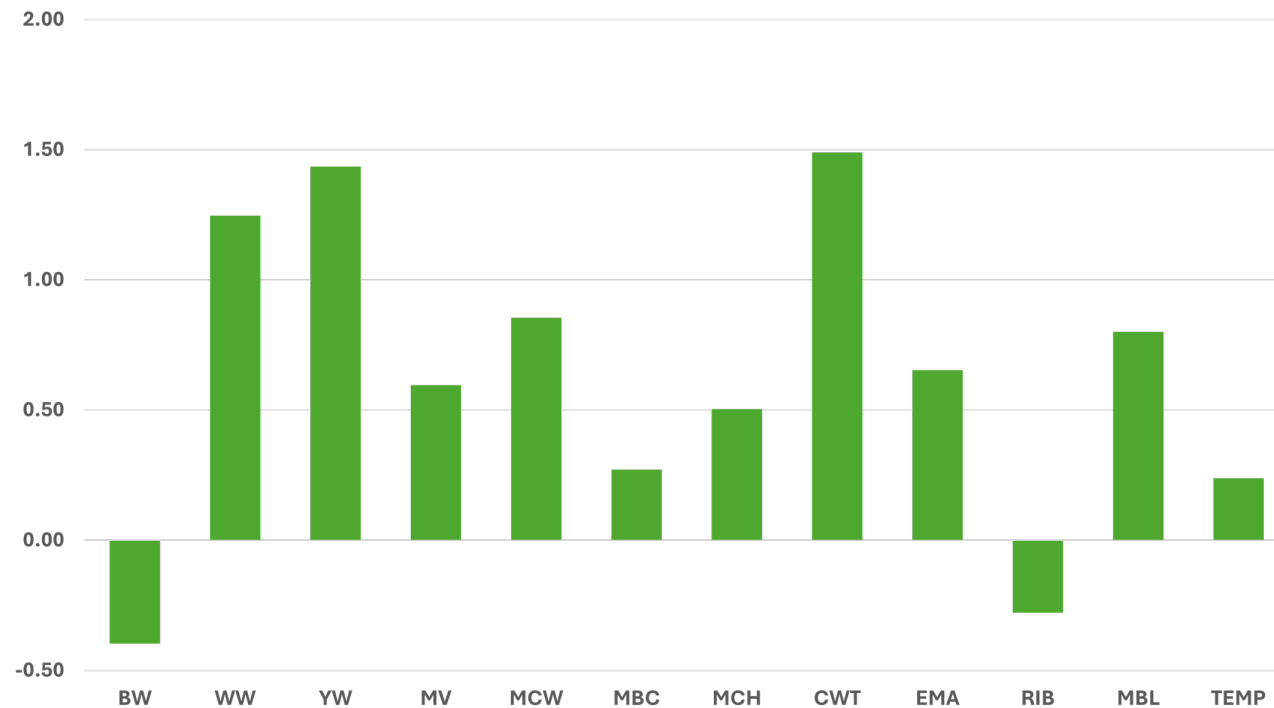
The Total Value, reported in percentiles, includes emphasis on Birth Weight (2%), Weaning Weight (14%), Yearling Weight (12%), Mature Cow Weight (5%), Carcase Weight (30%), Maternal Value (7%), MSA Marbling (30%).

This chart shows the traits that are considered in the Total Value, and how much they contribute to the overall balance of the value. The larger the segment, the greater the impact. In the TBV, there is a focus on increasing growth resulting in heavier carcase weights and more MSA marbling, while maintaining calving ease and mature cow weight.



What is the selection advantage of the Total Value?

The selection advantage of heifers selected using the Total Value is shown in the below graph. The selection advantage is calculated by ranking all animals currently tested via HeiferSELECT™ on Total Value and comparing the average genomic predictions of the heifers in the top 10% with the average genomic predictions of all heifers available for selection.





How should I use Total Value in practice?

Total Value provides a balanced selection index to help identify animals that perform well across growth, carcass and maternal traits. It is most useful when you want to:

- select balanced replacement females
- improve overall herd performance across multiple traits
- compare animals on a single value

However, selection priorities should still align with your production system. If the Total Value does not align with your breeding objective, reach out to Jake Bourne to discuss a Custom Value for your specific breeding objective.



Who can I contact for help?

Your best contact for HeiferSELECT™ is Jake Bourne,

Email: jake.bourne@angusaustralia.com.au

